

STREAM CENTER

Making Home Entertainment Simple



CONTENTS

Page	
3	Home Screen
4	TV
5	My Movies
5	Optical Discs
6	Music
7	Pictures
8	On-Line Content
9	Remote Control
10	Extenders
11	Setup
12	Connections
13	Dimensions

HOME SCREEN

The Stream Centers unique home screen makes it easy to access all your content. It's just as easy to enjoy online content as it is to watch cable TV.

Simply by clicking the up / down / left / right keys on the blu-tooth remote control you can access your entire music collection or play a movie.



You will never have to juggle multiple remote controls or change inputs on different equipment again.

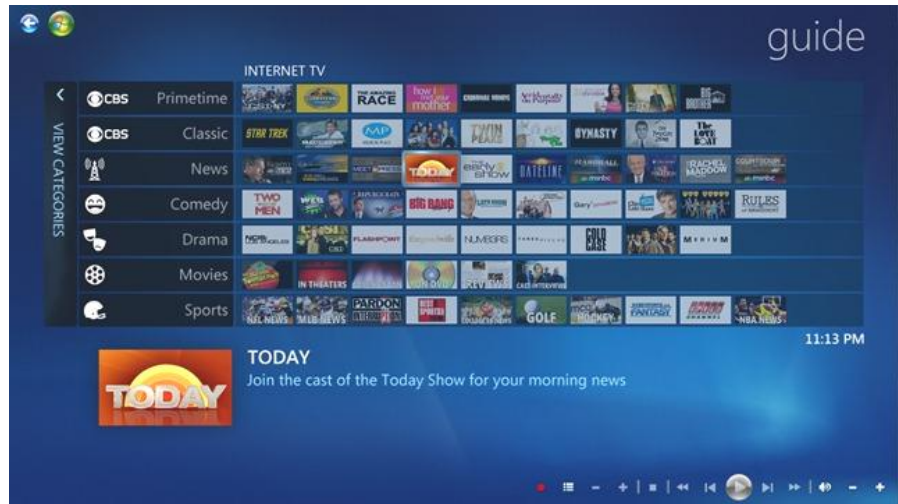
Content can also be found by typing a word, such as the name of a song or artist. TV shows can be found in the same way. In a world of hundreds of TV channels and thousands of shows, it makes finding what you like easy.



TV

Simultaneous TV recording

Using a single cable card Stream center can record four channels at once, even in High Definition. This allows recording of TV shows that are airing at the same time, while still allowing you to watch live TV. Stream is equal to four HD cable boxes



DVR

The Streams DVR allows time shifting and place shifting. Shows can be recorded and played back whenever you like. Recordings can also be place shifted to play back on other TV's, laptops and xbox360's. Pause TV and skip through ads. Stream's standard 2000 gigabyte storage capacity allows for many hundreds of TV show recordings. An Extra 1000 Gigabytes can be added on internally plus external hard drive capacity is unlimited.

Cable TV movies

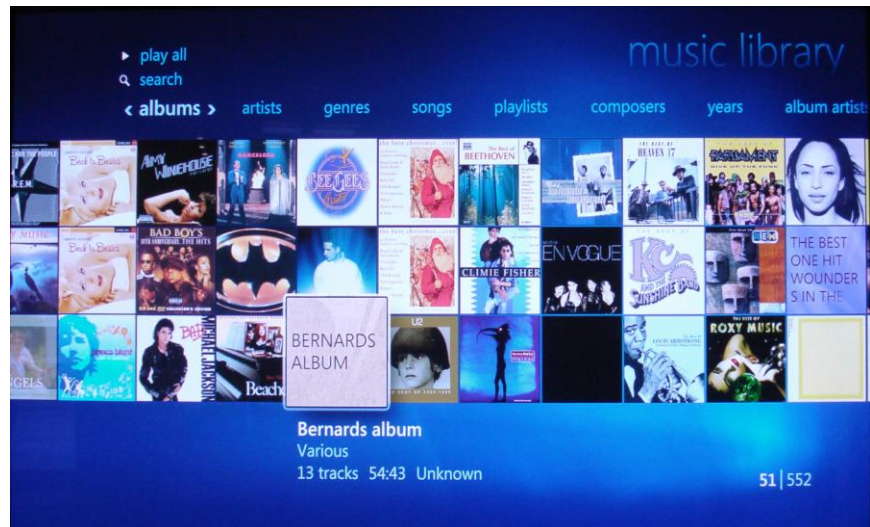
Stream center sorts all of the available cable movies into an interactive menu. You can view all the movies that are on now or on later by their cover art. Simply select the on screen cover picture to start watching or record the movie. Unencrypted TV can also be burned onto DVD.

Channel guide

Stream center combines all of your cable channels and online TV channels into one guide. It's just as easy to watch an online TV channel as it is to watch regular cable TV. You can also sort the guide to show categories such as news, movies, HD channels, children's TV and others.

MUSIC

Stream Center can rip all of your CD's to its hard drive. Once a CD is recorded it will be displayed in your onscreen library with a thumbnail picture of its cover art. Cover art and track lists are found automatically on line. Simply select the cover to view a list of tracks and select play. You never need to handle a physical CD ever again.



Burning CD's

Stream Center can create new CD's for you. Either a copy of a favorite CD or a compilation of your favorite tracks can be created for playback in the car or wherever you like.

Library Access

Your music can be accessed over the homes network. It can be played back on many devices such as laptops Xbox's and other network connected devices bringing your collection to everywhere in your home.

iTunes

iTunes is also available from Stream centers main interface. Any music purchased on iTunes will automatically be included in your main on screen music library. Stream Center can sync to apple products such as iPods, iPads and iPhones.

If you already have an iTunes music collection on a computer, the Stream center can connect with that library. This saves the trouble of having to import or restart your collection.

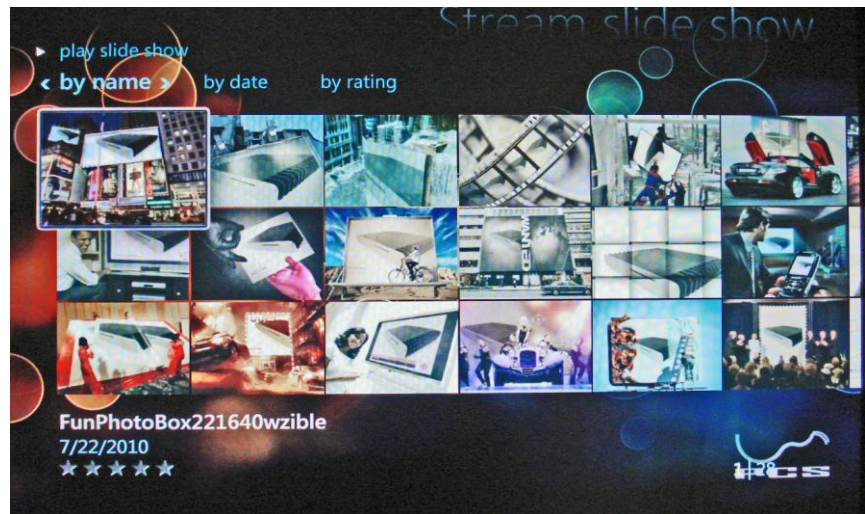
iTunes also offers movies and TV shows. These can also be played on the Stream Center.

PICTURES

Digital pictures can be stored on the Stream Center. Digital cameras can be connected to the front facing USB port and uploaded to the Stream Center. iPhone pictures can also be uploaded to the library.

Viewing your collection

Stream center will create thumbnails of all of your pictures. Simply click on them to view them full screen.



Slide Show

You can also play your pictures back as a slide show. Stream center will even play them back in time with any music you select to play.

Printing

If you have a printer connected to your network you can print directly to that printer from the Stream Center. You can also rotate, crop and edit pictures.

Pictures can also be burned to a DVD or copied to a thumb drive.

ON-LINE CONTENT

Netflix™ is available from the main menu. You can choose to have the very latest movies delivered to your door or you can choose to stream many movies in right away. Many movies are available in HD and the library of available movies is growing all the time. A Netflix™ account is extremely inexpensive and you can stream in as many movies as you can watch all with no advertising.



Boxee™ is an independent application that is available from the main menu. Once you sign up for a free account, there is a vast array of content such as TV and movies plus applications such as Pandora radio and access to your face book account right on your TV screen. Boxee constantly adds new content and applications. It is an exciting part of the future of home entertainment – the best part, it's all free.

Hulu™ is another independent application. Hulu offers many, many TV shows and movies played free over the internet. It's all on demand so there when you want to watch it. Hulu™ is add supported but with very little interruption to your TV viewing.

iTunes™ is not just music anymore. Through it access too many of the latest movies to come out on DVD is available to rent or buy. Many of the latest TV shows are also there and all add free. If you buy a TV show, series or movie it will be stored on the Stream Center to be played back whenever you want.

Radio As the Stream Center knows where it is in the world, it can easily offer you your local radio stations, but you can also choose from radio stations from all around the world. Most radio stations stream their show free online. The stream center can give you access to all of them.

Internet explorer

Included in the streams main interface is Microsoft's latest version of internet explorer. The Stream Center offers all of its functionality to explore the web right on your TV.

MY MOVIES

With my movies you can record un-encrypted DVD's and Blu-ray discs to the stream center library. Once a movie is loaded to the Stream center library the disc can be stored away. The movie can be played right away just like



playing a song from the music library. Stream center reads the disc and automatically collects cover art background pictures and other Meta data about your movie. It can give you synopses of the movie and tell you all about the cast. All of your movies are displayed on screen by their cover art and simply clicked on to play them back.

OPTICAL DISCS

Stream Center can use optical discs in many ways. It can copy information from them such as music and pictures. It can also burn content to them to create photo albums and unique compilation CD's

Stream Center can play many types of discs depending on the specification you choose. It can play CD's, Data CD's, DVD's, Blu-ray and 3D Blu-Ray.



REMOTE CONTROL

One of the most amazing things about the Stream Center is that for everything it does, it only requires one remote control. Streams remote has a full qwerty keyboard for easy searching of content and the web. It also includes a touch pad for easy mouse control in applications such as iTunes and the internet. Along its top row it has all the transport buttons you would expect for skipping tracks, pausing tv, adjusting the volume etc.



EXTENDERS



The Stream Center can stream content to other devices on your home network. Stream Center can stream to dedicated Stream Extender units. It can also stream to other PC's, Laptops, Xbox 360's and other Stream Centers.



Streaming to other Stream Centers

If more than one Stream center is attached to a home's network, they can share stored content with each other. As a Stream Center is capable of recording up to four TV shows simultaneously, two Stream centers can record up to eight. Most TV shows and movies can then be shared. *(Cable providers can put restrictions on certain shows or movies being shared on other devices. These restrictions vary from company to company. You should check what restrictions your local company puts on its content.) Stream Centers allow physical content to be played back in other rooms as they have a built in DVD, CD or optional Blu-Ray player.

Streaming to Stream extenders

A Stream Extender is a small unit that attaches to your home network either through a wired or wireless connection. A Stream Extender does not have its own TV tuners or optical disc player. The extender can replay almost any content that is stored on your Stream Center. E.g. music collections and TV shows. Stream Extenders can also use the Stream Centers TV tuners to play live TV in any room. The Stream Extender uses the same PCS Stream interface as the Stream Center. This allows the Stream Center experience to be brought to rooms all around your home.

Streaming To Other Devices

An XBOX 360™ has a windows media center interface that is compatible with the Stream Center. This allows the XBOX™ to act as an extender. When an XBOX is connected to your home network, the Stream Center will detect it. Unlike Stream Extenders some online content is not available. PC's and laptops with windows media center can also act as extenders. If they have a content library such as an iTunes account, they can also share these with the Stream Center. They can also control the Stream centers tuners to watch live TV on their screens.

SETUP

Setting up the Stream Center is a really easy process. Unlike other systems that have many components, the Stream Center does everything from one unit.

Video

Stream can be connected with an HDMI cable. HDMI carries both the video and sound signals from the Stream Center. If you are using your television's speakers for audio you only need to connect this cable for audio and video output.

The Stream Center also has a DVI output. The DVI output is a digital output but it does not carry sound signals.

Sound

The Stream Center is capable of Stereo sound and many other sound options up to 7.1 digital surround sound.

If you are using an amplifier or surround sound receiver and it has HDMI connections, you can connect the HDMI cable from the Stream Center and then connect the HDMI out from the amplifier/receiver to your TV.

You can also use the Toslink optical digital output or the analogue sound output from the Stream Center to your amplification device.

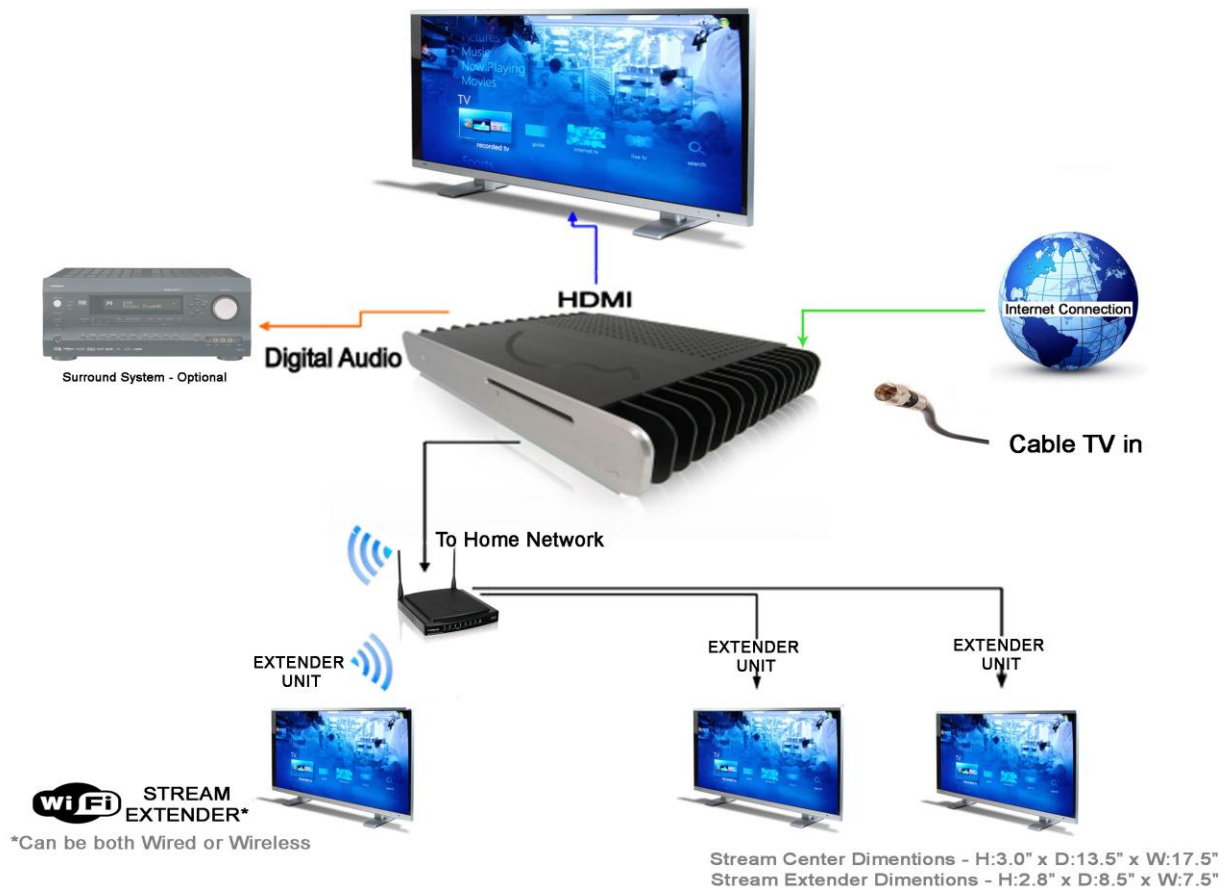
TV

For cable TV, the Stream Center requires a cable card. This is available from your local cable company. Just swap your old cable box for one. The Stream Center also needs a regular cable line connected to its receiver. The Stream Center will take you through a simple on screen guide to set up cable TV.

Internet

For internet related functions the Stream Center requires a connection to the home's local network or modem.

CONNECTIONS



Stream Rear panel connections

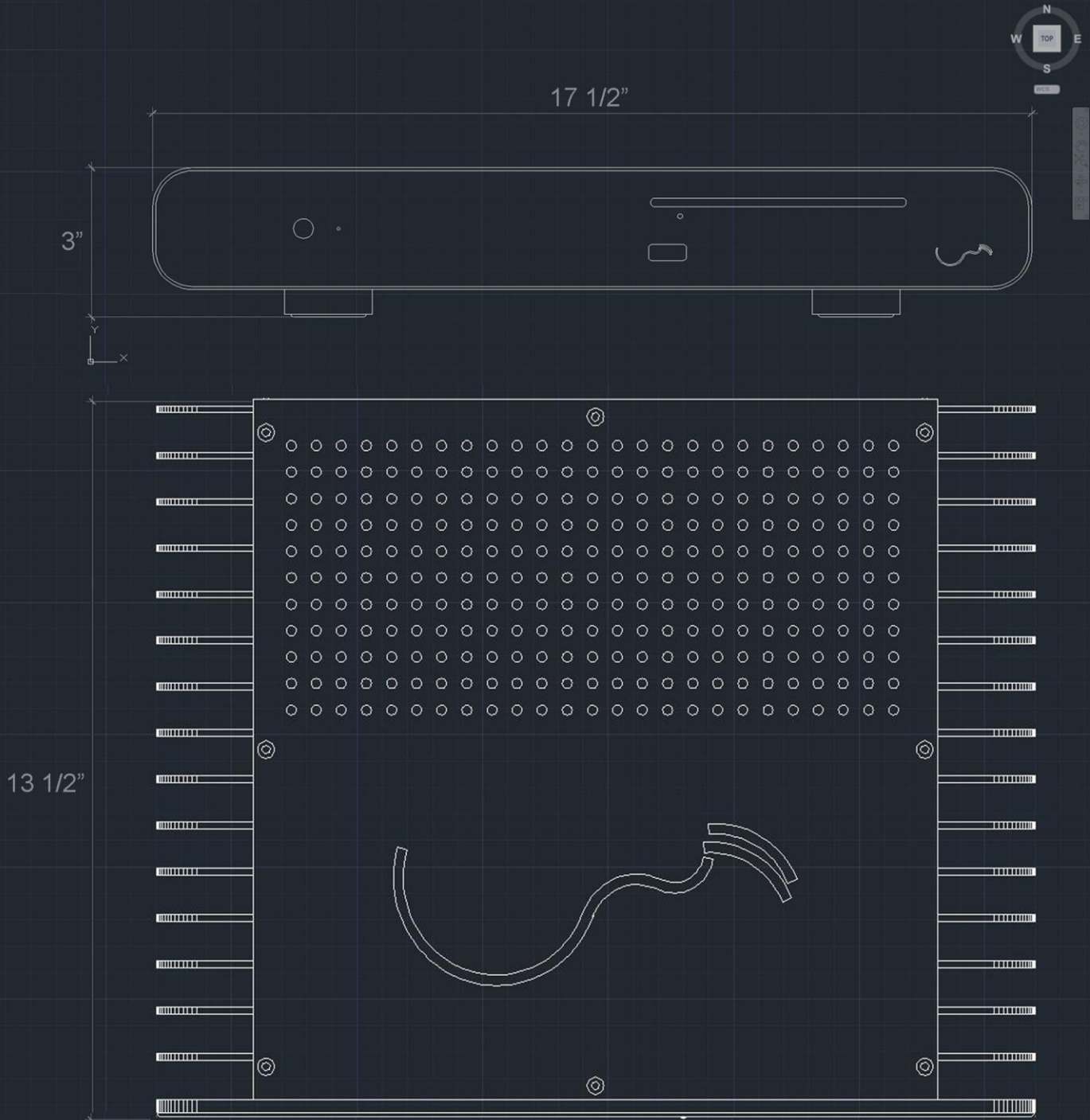


8 Channel Audio

- S/PDIF Out - Optical digital
- 5 Ports analogue 1 x
- HDMI Audio
- USB 1.1/2.0
- 6 x USB 2.0 (1 front panel)
- eSATA
- 1 x eSATA 3Gb/s

Video Ports

- DVI
- HDMI
- Cable Port
- 4 Stream Cable Card
- Onboard LAN
- 10/100/1000Mbps





STREAM CENTER

Making Home Entertainment Simple



For more information about the PCS Stream System please visit
WWW.pcsStream.COM

WWW.PEARINGcoreSystems.COM
Email: info@pearingsystems.com
2010 Pearing Core Systems, LLC. All rights reserved

Pearing Core Systems LLC
101 California St. #1725
San Francisco
CA 94111
Tel: 415 686 7231
Fax: 415 259 4818